

Andante
Amoroso





FF
All^o. Agitato
FF FF FF FF FF FF

ou fia

ou ut#

dimi

Handwritten musical score on page 15, featuring multiple systems of grand staves with treble and bass clefs. The music is in a key with one flat (B-flat) and includes various dynamic markings and performance instructions.

Key markings and dynamics include:

- All^o. Vivace* (Allegro Vivace)
- pp* (pianissimo)
- F* (forte)
- cres* (crescendo)
- P* (piano)

The score consists of several systems of music, each with a treble and bass staff joined by a brace. The notation includes various note values, rests, and accidentals (sharps and flats). The page number 15 is in the top right corner.

tr tr tr

Andante come 1^o.

lento p Gratoso

cres ref

tr tr tr tr

FF

P F F P

PP P

Mouvement de Marche

Thema de Mozart

This is a handwritten musical score for a piece titled "Thema de Mozart" in 2/4 time. The tempo is marked "Mouvement de Marche". The score is written on six systems of grand staves (treble and bass clef). The key signature has one flat (B-flat). The first system includes dynamic markings "F" (forte) under the first and second measures. The second system includes "P" (piano) under the first measure, and "F P F P FF P" under the subsequent measures. The notation includes various rhythmic figures, including eighth and sixteenth notes, and rests. The piece concludes with a double bar line and a fermata in the final measure of the sixth system.


V.S.

1^{re} Vari:

The musical score is written on six systems of grand staves, each consisting of a treble and a bass clef. The notation is handwritten and includes various musical symbols such as notes, rests, and dynamic markings. The first system is labeled "1^{re} Vari:". The notation includes various musical symbols such as notes, rests, and dynamic markings like "rF", "P", and "F". The score is written in a single system, with the first system labeled "1^{re} Vari:". The notation includes various musical symbols such as notes, rests, and dynamic markings like "rF", "P", and "F".







il faut jouer cette marche toujours en diminuant
laissez vibrer les cordes



etouffez la basse



etouffez



etouffez

V.S.

dim

dim

dim

dim: le son

dim: le son



pp

laissez vibrer les cordes

dim

N^a 4

il faut jouer cette fin sans qu'on l'entende à commencer du signe 4:



V. S.



